

The logo for Infosystem, featuring the word "Infosystem" in a white serif font with a registered trademark symbol (®) to its upper right. The text is set against a rectangular background with a vertical gradient from red on the left to orange on the right.

**Infosystem®**

Copyright © 2003-2005

**Infosystem Technology Corporation, Ltd.**

No. 45, Lane 167, Dongnan St.

Hsinchu, Taiwan 300, R.O.C.

TEL: +886-3-562-7187

FAX: +886-3-561-1435

Service E-mail: [services@infosystem.com.tw](mailto:services@infosystem.com.tw)

Web page URL: <http://www.infosystem.com.tw>

# CVR-1001

Isolated RS232 to RS422/RS485 Converter

## User Manual

Version 1.0

Infosystem Technology Corporation, Ltd.

# Index

- 1. Index . . . . . 1.
- 2. Disclaimers . . . . . 2.
  - A. Warranty . . . . . 3.
  - B. Trademark . . . . . 3.
- 3. Product Information . . . . . 4.
  - A. Warranty . . . . . 4.
  - B. Trademark . . . . . 4.
- 4. Exterior . . . . . 5.
  - A. Warranty . . . . . 5.
  - B. Trademark . . . . . 5.
- 5. Specifications . . . . . 6.
- 6. Configurations . . . . . 7.
- 7. Connection Diagram . . . . . 8.

# Disclaimers

The information in this manual has been carefully checked and is believed to be accurate. Infosystem Technology Corporation, Ltd. assumes no responsibility for any infringements of patents or other rights of third parties, which may result from its use.

Infosystem assumes no responsibility for any inaccuracies that may be contained in this document. Infosystem makes no commitment to update or to keep current the information contained in this manual.

Infosystem reserves the right to make improvements to this document and/or product at any time without notice.

No part of this publication may be reproduced, stored in a retrieval system, or transmitted in any form of or by any means, electronic, mechanical, photocopying, recording, or otherwise, without the prior written permission of Infosystem Technology Corporation, Ltd.

**Copyright©2003-2005**  
**Infosystem Technology Corporation, Ltd.**  
 All rights reserved. Printed in Taiwan.

## Warranty

All products manufactured by Infosystem are warranted against defective materials for a period of one year from the date of delivery to the original purchaser.

## Trademark

The names used for identification only maybe registered trademark of their respective companies.

## Product Information

### A. Introduction


CVR products provide an ideal physical layer solution on serial port communication conversion. CVS-100I is an isolated RS-232 to RS-485/RS-422 converter. By using CVR-100I, one can find out the truth of full supports on convenience, efficiency, expansibility, robustness, reliability, simplicities and stability.

### B. Features

- Auto Baud  
No need to set the baud rate of RS-485/RS-422
- Auto Detect RS-485/RS-422  
Auto detect RS-485/RS-422, no configuration
- Isolation  
3KV Power Module and Photo Coupler isolation
- Low Cost and High Stability  
Cheap and stable
- Terminator Inside  
Direct terminators
- Easy Connection  
Simple and easy on line connections

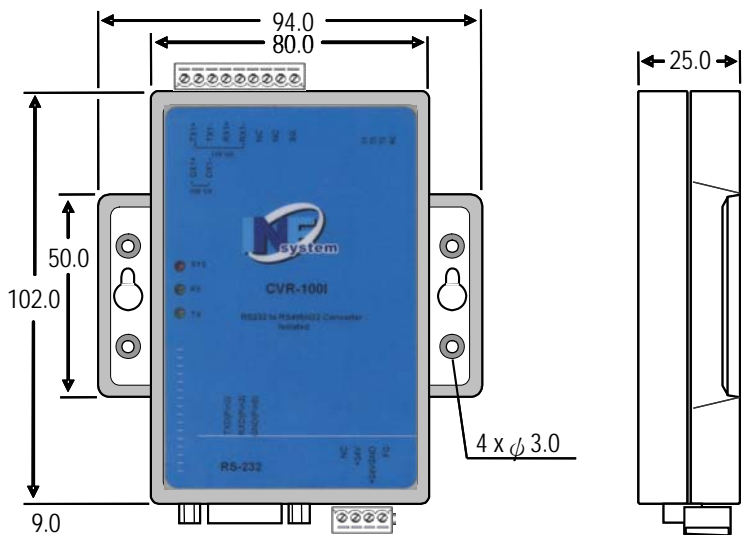
## Exterior

### A. Front Panel



- a. RS-422 / RS-485 Port
- b. Terminator Switch (SW1)
- c. LED Indication
- d. RS-232 Port
- e. DC 24V Power Supply

### B. Dimension



(UNIT: mm)

## Specifications

### - General list -

#### LED indication:

SYS: Red high bright round LED  
 RX: Green high bright round LED  
 TX: Green high bright round LED

### - Power -

#### Power Supply:

DC 10~30V

#### Power Current:

220 mA @ 24V

### - Environment -

#### Operating temperature:

0~55 °C, non-condensing

#### Operating relative humidity:

20~95 %RH

#### Storage temperature:

-10~70 °C

### - Mechanics -

#### Case Material:

ABS fire-protection

#### Mounting:

Surface mount, wall mount

#### Terminal block:

Plastic NYLON 66

#### Weight:

150g

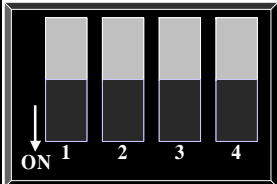
### - Terminators -

#### Terminator Resistance:

120 Ω

# Configurations

## A.Function Switch (SW1)

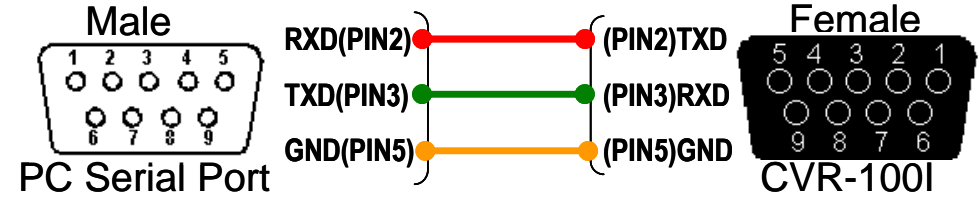


NC: (S1)	Reserved
T3: (S2)	Reserved
T2: (S3)	RX1+ ~ RX1- Terminator (RS-422)
T1: (S4)	TX1+ ~ TX1- Terminator (RS-422) or DX1+ ~ DX1- Terminator (RS-485)

# Connection Diagram

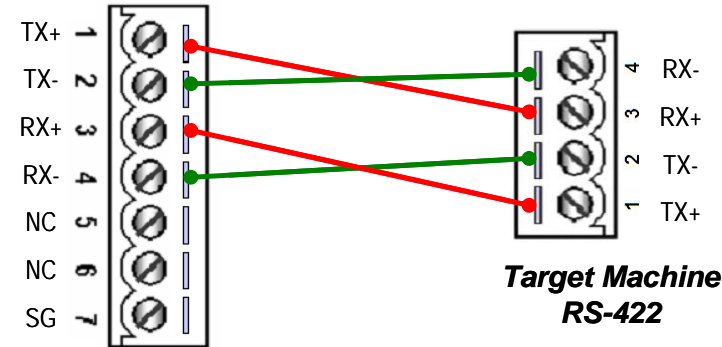
## ▼ RS-232 connection between PC and CVR-100I

(Use Parallel line)



## ▼ RS-422 connection between CVR-100I and target machine

CVR-100I RS-422



## ▼ RS-485 connection between CVR-100I and target machine

CVR-100I RS-485

